

Oregon

Restaurant Industry at a Glance

Oregon's restaurants are an increasingly important part of the state's economy. Restaurants are a key driver of employment in Oregon, and their sales generate tremendous tax revenues for the state.

The contribution of Oregon's restaurants extends far beyond the jobs they create, the careers they build and the revenues they generate. America's restaurants today are leaders in nutrition and healthy living, sustainability and social responsibility, and entrepreneurship and business opportunities.

For more information visit www.restaurant.org.

Oregon Restaurants by the Numbers

LOCATIONS

In 2007, there were **8,461** eating-and-drinking places in Oregon.

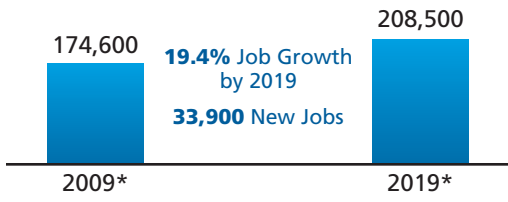
STATE ECONOMY

Every \$1 spent in Oregon's restaurants generates an additional **\$1.06 in sales** for Oregon's economy.

Each additional \$1 million spent in Oregon's eating-and-drinking places generates an additional **27.8 jobs** in Oregon.

JOB

Restaurant and Foodservice Employment



Restaurant jobs represent **10 percent** of total employment in Oregon.


SALES

In 2009, Oregon's restaurants will register **\$6 billion** in sales.*

* projected

America's Restaurants: By the Numbers

Almost **1 in 10** working Americans are restaurant employees

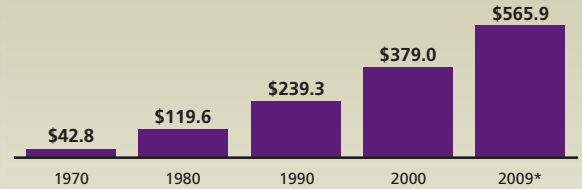


Restaurants' share of the food dollar is rising



Annual industry sales exceed a **half-trillion dollars**

Restaurant-industry sales, in billions of current dollars



* projected

Source: National Restaurant Association

Did you know?

- **More than one out of four** American adults got their first job in a restaurant.
- **Nearly half of all Americans** have worked in a restaurant at some point in their working careers.
- America's eating-and-drinking places employ **more minority managers** than any other industry.

Sources: Figures are based on National Restaurant Association research and data from federal and state government agencies.

See www.restaurant.org/research/state for more information



Oregon's Restaurants:

Impact by Congressional District

Cong. Dist.	U.S. Representative	Restaurant Establishments*	Restaurant Employees*
1	David Wu (D)	1,844	27,848
2	Greg Walden (R)	1,713	25,868
3	Earl Blumenauer (D)	1,724	26,044
4	Peter A. DeFazio (D)	1,730	26,133
5	Kurt Schrader (D)	1,450	21,907
TOTAL		8,461	127,800

* Estimates are for eating-and-drinking place establishments and employees in 2007. "Eating-and-drinking places" is a Census designation that represents about three-fourths of all restaurant and foodservice employment.

Source: National Restaurant Association, based on data from the Bureau of Labor Statistics and U.S. Census Bureau.



www.restaurant.org



www.ora.org