

Maryland

Restaurant Industry at a Glance

Maryland's restaurants are an increasingly important part of the state's economy. Restaurants are a key driver of employment in Maryland, and their sales generate tremendous tax revenues for the state.

The contribution of Maryland's restaurants extends far beyond the jobs they create, the careers they build and the revenues they generate. America's restaurants today are leaders in nutrition and healthy living, sustainability and social responsibility, and entrepreneurship and business opportunities.

For more information visit www.restaurant.org.

Maryland Restaurants by the Numbers

LOCATIONS

In 2007, there were **9,970** eating-and-drinking places in Maryland.

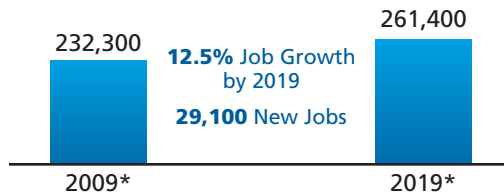
STATE ECONOMY

Every \$1 spent in Maryland's restaurants generates an additional **\$1.08 in sales** for Maryland's economy.

Each additional \$1 million spent in Maryland's eating-and-drinking places generates an additional **24.4 jobs** in Maryland.

JOBS

Restaurant and Foodservice Employment



Restaurant jobs represent **9 percent** of total employment in Maryland.


SALES

In 2009, Maryland's restaurants will register **\$8.3 billion** in sales.*

* projected

America's Restaurants: By the Numbers

Almost **1 in 10** working Americans are restaurant employees

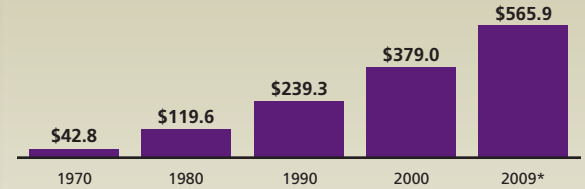


Restaurants' share of the food dollar is rising



Annual industry sales exceed a **half-trillion dollars**

Restaurant-industry sales, in billions of current dollars



* projected

Source: National Restaurant Association

Did you know?

- **More than one out of four** American adults got their first job in a restaurant.
- **Nearly half of all Americans** have worked in a restaurant at some point in their working careers.
- America's eating-and-drinking places employ **more minority managers** than any other industry.

Sources: Figures are based on National Restaurant Association research and data from federal and state government agencies.

See www.restaurant.org/research/state for more information



Maryland's Restaurants: Impact by Congressional District

Cong. Dist.	U.S. Representative	Restaurant Establishments*	Restaurant Employees*
1	Frank Kratovil, Jr. (D)	1,408	24,677
2	C. A. Dutch Ruppersberger (D)	1,200	21,033
3	John P. Sarbanes (D)	1,735	30,404
4	Donna F. Edwards (D)	784	13,744
5	Steny H. Hoyer (D)	1,020	17,868
6	Roscoe Bartlett (R)	1,154	20,221
7	Elijah Cummings (D)	1,281	22,449
8	Chris Van Hollen (D)	1,387	24,303
TOTAL		9,970	174,700

* Estimates are for eating-and-drinking place establishments and employees in 2007. "Eating-and-drinking places" is a Census designation that represents about three-fourths of all restaurant and foodservice employment.

Source: National Restaurant Association, based on data from the Bureau of Labor Statistics and U.S. Census Bureau.



www.restaurant.org



www.marylandrestaurants.com