

# Illinois

## Restaurant Industry at a Glance

**Illinois's restaurants are an increasingly important part of the state's economy.** Restaurants are a key driver of employment in Illinois, and their sales generate tremendous tax revenues for the state.

The contribution of Illinois's restaurants extends far beyond the jobs they create, the careers they build and the revenues they generate. America's restaurants today are leaders in nutrition and healthy living, sustainability and social responsibility, and entrepreneurship and business opportunities.

For more information visit [www.restaurant.org](http://www.restaurant.org).

### Illinois Restaurants by the Numbers

#### LOCATIONS

In 2007, there were **23,010** eating-and-drinking places in Illinois.

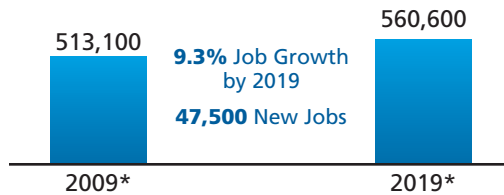
#### STATE ECONOMY

Every \$1 spent in Illinois's restaurants generates an additional **\$1.38 in sales** for Illinois's economy.

Each additional \$1 million spent in Illinois's eating-and-drinking places generates an additional **28.1 jobs** in Illinois's.

#### JOBS

Restaurant and Foodservice Employment



Restaurant jobs represent **9 percent** of total employment in Illinois.


#### SALES

In 2009, Illinois's restaurants will register **\$18.8 billion** in sales.\*

\* projected

## America's Restaurants: By the Numbers

Almost **1 in 10** working Americans are restaurant employees

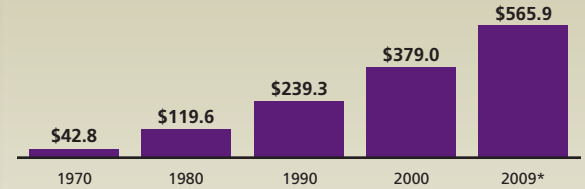


Restaurants' share of the food dollar is rising



Annual industry sales exceed a **half-trillion dollars**

Restaurant-industry sales, in billions of current dollars



\* projected

Source: National Restaurant Association

### Did you know?

- **More than one out of four** American adults got their first job in a restaurant.
- **Nearly half of all Americans** have worked in a restaurant at some point in their working careers.
- America's eating-and-drinking places employ **more minority managers** than any other industry.

Sources: Figures are based on National Restaurant Association research and data from federal and state government agencies.

See [www.restaurant.org/research/state](http://www.restaurant.org/research/state) for more information



# Illinois's Restaurants:

## Impact by Congressional District

Cong. Dist.	U.S. Representative	Restaurant Establishments*	Restaurant Employees*
1	Bobby Rush (D)	937	16,240
2	Jesse Jackson, Jr. (D)	837	14,511
3	Daniel Lipinski (D)	1,008	17,470
4	Luis Gutierrez (D)	995	17,238
5	<i>Vacant Seat</i>	1,459	25,278
6	Peter J. Roskam (R)	1,162	20,144
7	Danny Davis (D)	1,656	28,701
8	Melissa L. Bean (D)	1,059	18,361
9	Janice D. Schakowsky (D)	1,284	22,248
10	Mark Steven Kirk (R)	1,364	23,638
11	Deborah L. Halvorson (D)	1,328	23,014
12	Jerry F. Costello (D)	1,293	22,408
13	Judy Biggert (R)	1,044	18,094
14	Bill Foster (D)	1,082	18,754
15	Timothy V. Johnson (R)	1,237	21,445
16	Donald Manzullo (R)	1,175	20,358
17	Phil Hare (D)	1,393	24,137
18	Aaron Schock (R)	1,511	26,187
19	John M. Shimkus (R)	1,187	20,572
<b>TOTAL</b>		<b>23,010</b>	<b>398,800</b>

\* Estimates are for eating-and-drinking place establishments and employees in 2007. "Eating-and-drinking places" is a Census designation that represents about three-fourths of all restaurant and foodservice employment.

Source: National Restaurant Association, based on data from the Bureau of Labor Statistics and U.S. Census Bureau.



[www.restaurant.org](http://www.restaurant.org)



[www.illinoisrestaurants.org](http://www.illinoisrestaurants.org)